

内蒙古远兴能源股份有限公司
关于预计2019年度公司及子公司担保额度的公告

2019

248,800

		71%	56.70%	59,766.00	5,000.00	7.35%	
		80%	81.24%	8,000.00	0.00	0.91%	
		70%	45.99%	35,480.00	20.00	4.03%	
		68.55%	54.34%	127,900.00	12,800.00	15.98%	
		68.55%	83.82%	6,500.00	100.00	0.75%	
		68.55%	23.07%	5,000.00	3,500.00	0.97%	
		51.39%	62.30%	3,000.00	5,000.00	0.91%	
		68.55%	50.85%	3,000.00	0.00	0.34%	
		26.55%	29.41%	12,183.00	0.00	1.38%	
		100%	50.85%	4,000.00	5,000.00	1.02%	
		100%	23.07%	0.00	3,500.00	0.40%	
		0% 70%	45.99%	20,500.00	0.00	2.33%	
		73.45%	29.41%	12,183.00	0.00	1.38%	
		74.97%	62.30%	2,000.00	2,000.00	0.45%	
		-	-	266,829.00	36,920.00	35.43%	-

20,500.00

12,183.00

248,800.00

211,880.00

36,920.00

4.19%

			4,000.00
			5,000.00
			8,000.00
			20,500.00
			15,000.00
			9,000.00
			32,000.00
			25,000.00
			12,000.00
			8,000.00
			20,000.00
			20,000.00
		8,800.00	
		5,000.00	
		3,500.00	

5,000.00

11 12 14

8.2%

6.4%

6.4%

1

2

3

4

117,400

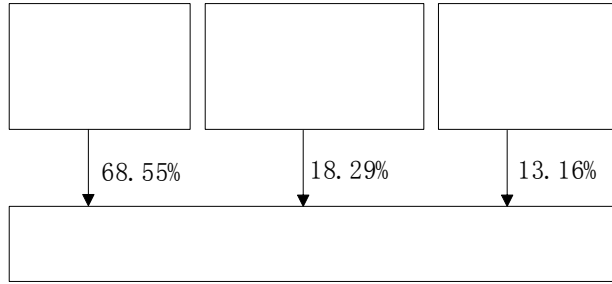
5

1998 08 06

6

7

8



9

10

	2017 12 31	2018 9 30
	995, 148. 53	1, 125, 657. 74
	503, 887. 39	611, 705. 16
	491, 261. 54	513, 952. 58
	2017	2018 1-9
	470, 956. 41	285, 713. 99
	117, 081. 12	104, 675. 08
	95, 098. 38	86, 590. 59

1

2

3

4

177, 700

5

2009 09 26

6


[]

2020 12 25

-

7

8



9

10

	2017 12 31	2018 9 30
	503,383.71	456,693.23
	322,893.89	258,934.96
	180,489.82	197,758.27
	2017	2018 1-9
	147,559.72	130,168.06
	1,860.98	20,060.21
	5,104.70	170,50.00

1

2

3

4

37,298

5

2005 2 3

6

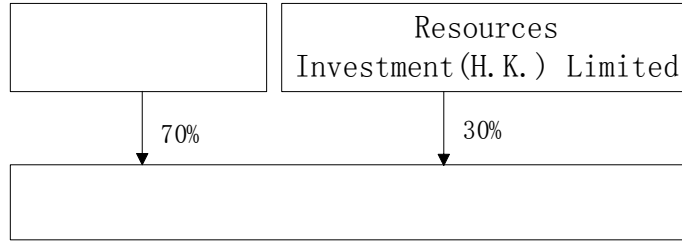
2053 10 11

2040 3 9

2019 9 9

7

8



9

10

	2017 12 31	2018 9 30
	195,774.19	194,622.78
	92,280.61	89,513.52
	103,493.58	105,109.26
	2017	2018 1-9
	130,885.79	59,138.63
	19,596.11	1,464.88
	16,344.79	1,949.20

1

2

3

4

65,000

5

2004 7 12

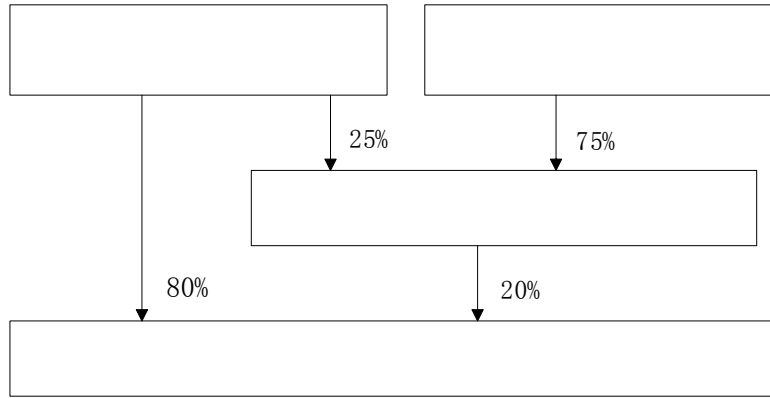
6

2015 8 17 2018

8 16

7

8



9

10

	2017 12 31	2018 9 30
	91,924.47	124,601.87
	101,003.16	101,228.71
	-9,078.69	23,373.16
	2017	2018 1-9
	61,926.96	106,428.56
	-4,820.05	15,577.36
	-4,820.05	15,577.36

1

2

3

4

90,000

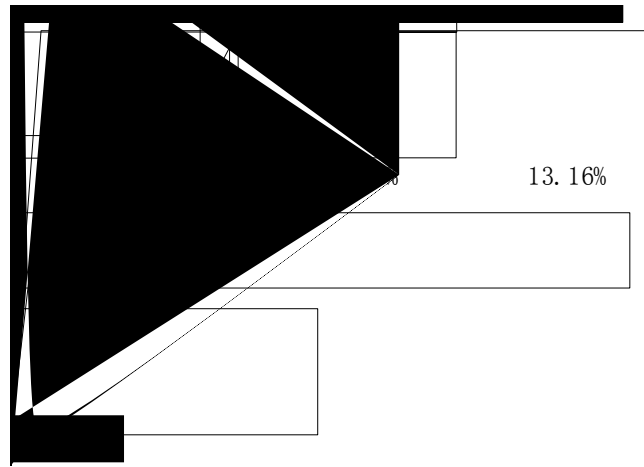
5

2000 12 04

6

7

8



9

10

	2017 12 31	2018 9 30
	120,398.53	121,132.64
	30,939.68	27,946.84
	89,458.85	91,386.80
	2017	2018 1-9
	45,459.85	29,019.11
	3,905.09	3,546.19
	1,938.23	3,546.19

1

2

2004 11 29

3

20

4


5

10,000

6

7

8



9

10

	2017 12 31	2018 9 30
	46,187.71	64,307.60
	34,375.22	53,903.89
	11,812.49	10,403.71
	2017	2018 1-9
	138,633.49	87,301.75
	276.37	181.18
	193.57	94.03

1

2

3

4


21,000

5 2003 4 30

6

7

8



9

10

	2017 12 31	2018 9 30
	53,456.62	69,467.50
	20,065.35	35,324.82
	33,391.27	34,142.68
	2017	2018 1-9
	44084.04	33,975.36
	11,516.08	11,211.28
	8,643.73	8,373.31

1

2

3

4 12,000

5

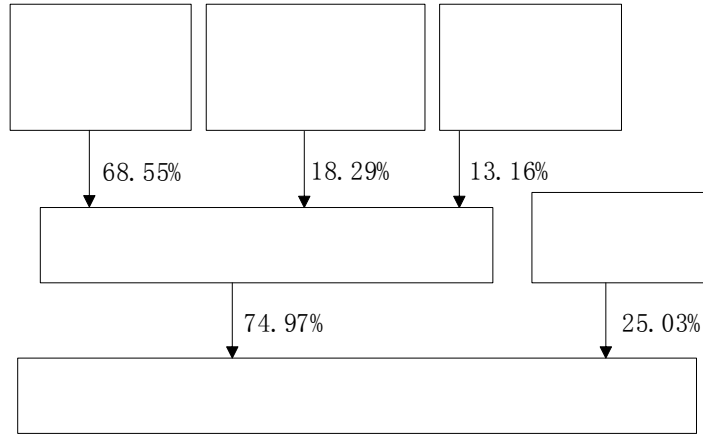
2005 7 14

6

,

7

8



9

10

	2017 12 31	2018 9 30
	128,706.23	107,101.68
	92,065.95	66,721.20
	36,640.28	40,380.48
	2017	2018 1-9
	57,834.55	45,136.73
	15,399.31	19,457.35
	11,553.57	14,650.05

1

2

3

248,800

1

2

3

50

80

3

450 /

4

303,749.00

34.49%

0

1

2

3